




Keeping Software Up to Date

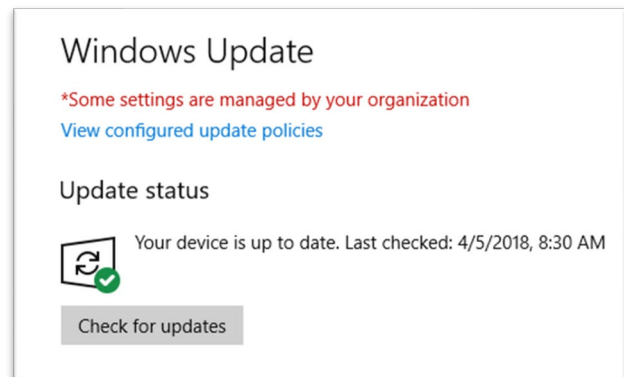
One way to be vigilant in our digital lives is to keep our software up to date. Updating your operating systems, apps, and web browser(s) will help prevent attackers from taking advantage of known vulnerabilities.



For **Microsoft** software, updates are generally applied on a monthly basis automatically. To check for updates on community computers, *click* the **Start button**  , *select* the **gear icon**  and then *click* **Update & Security**  . *Click* **Check for updates**. If Windows Update shows your device is up to date as pictured below, you have all the Microsoft updates that are currently available. If you have an office on campus, our servers will automatically update your computer.



If for some reason your system will not allow a Windows Update, please contact the help desk so we can further assist you with updating the system.

For **iOS (Apple Devices)**, to check if an iPhone or iPad is updated, *tap* **Settings > General > Software Update**. If you have an update available, please *tap* **Download and Install**.

You will also want to check the App store as well for updates. To do so, *tap* the **App Store** icon, *tap* **Updates** (on the bottom of the screen), and then *tap* **Update All** (or Update next to an app or game that needs to be updated).



For most **Android** devices, *tap* **Settings > System Updates > Check for updates**. If you have an update available, please *tap* **Download and Install**. Keep apps up to date by *tapping* the **Play Store**  app, then *tap* the **menu bars**  , *tap* **My apps & games**, *tap* the **Updates** tab, then *tap* **Update All**

The browsers on our computers each have their own way of updating. For **Google Chrome**, updates are downloaded and are applied automatically the next time you close and reopen the browser. **Firefox** does requires a manual update. You can click the **menu button**  , click **help**  and select **About Firefox** to **apply** the latest version. **Internet Explorer** and **Edge** browsers update automatically with Windows updates.

Security Awareness month is a reminder of how important it is to stay on top of keeping up to date to protect our devices and data. Please take the time to check for updates on your computers, laptops, tablets, and phones. If we can provide assistance with updating, please reach out to us at 1-800-373-7521 or helpdesk@ssndcp.org.